



SIGN CATALOG

DIRECTIONS

Fill in form with sign requests and quantity needed.

If custom signs are required, fill out details in the "other/notes" section.

Email to Briana Pagles at brianap@hausmannconstruction.com.

**All orders will be sent to the Senior PM for approval.*

**All orders will be reviewed and some signs may be replaced with what is currently in stock.*

**Prices may vary and are only included as an estimate.*

DATE:

DATE NEEDED:

JOB NAME:

JOB NUMBER:

(SIGNS CAN NOT BE ORDERED WITHOUT A JOB NUMBER)

REQUESTED BY:

SENIOR PROJECT MANAGER:



Site Signs - 4' x 4'

Construction Entrance-English Spanish 4x4

HAUSMANN construction

CONSTRUCTION ENTRANCE
ENTRADA DE CONSTRUCCIÓN

IF YOU DO NOT HAVE THESE ITEMS ON, YOU ARE NOT ALLOWED ON SITE:
HARD HAT, SAFETY GLASSES, HIGH VISIBILITY CLOTHING WITH SLEEVES,
LONG PANTS AND WORK BOOTS

SI NO TIENE ESTOS ELEMENTOS PUESTOS, NO SE LE PERMITE INGRESAR AL SITIO:
CASCO, LENTES DE SEGURIDAD, ROPA DE ALTA VISIBILIDAD CON MANGAS,
PANTALÓN LARGO Y BOTAS DE TRABAJO

HAUSMANN DOES NOT PROVIDE PPE TO SUB-CONTRACTORS
HAUSMANN NO PROPORCIONA PPE A LOS SUBCONTRATISTAS

BEFORE WORK BEGINS YOU MUST HAVE REQUIRED PPE
ANTES DE QUE COMIENZE EL TRABAJO DEBE HABER REQUERIDO PPE

ALL VISITORS/DELIVERIES MUST REPORT TO THE OFFICE TRAILER
TODOS LOS VISITANTES / ENTREGAS DEBEN PRESENTARSE EN EL TRAILER DE LA OFICINA

NO TRESPASSING/SOLICITATION - VIOLATORS WILL BE PROSECUTED
NO TRASPASO / SOLICITUD: LOS INFRACTORES SERÁN ENJUICIADOS

48" x 48"

QUANTITY:

Construction Entrance with Icons 4x4

CONSTRUCTION ENTRANCE

Hardhat, Eye Protection & High Visibility Clothing REQUIRED AT ALL TIMES

ALL VISITORS/DELIVERIES MUST REPORT TO THE OFFICE TRAILER

HAUSMANN construction

48" x 48"

QUANTITY:

Field Office 4x4

HAUSMANN construction

FIELD OFFICE

48" x 48"

QUANTITY:

Field Office Arrow LEFT 4x4

HAUSMANN construction

FIELD OFFICE



48" x 48"

QUANTITY:

Field Office Arrow RIGHT 4x4

HAUSMANN construction

FIELD OFFICE



48" x 48"

QUANTITY:

Field Office Arrow UP 4x4

HAUSMANN construction



FIELD OFFICE

48" x 48"

QUANTITY:

Field Office Located at [project location] 4x4

FIELD OFFICE LOCATED AT [project location]

HAUSMANN construction

48" x 48"

QUANTITY:

Construction Site - Do Not Enter - Keep Gate Closed at All Times 4x4

CONSTRUCTION SITE DO NOT ENTER

KEEP GATE CLOSED AT ALL TIMES

HAUSMANN construction

48" x 48"

QUANTITY:

No Entry Without Hausmann Permission 4x4

NO ENTRY WITHOUT HAUSMANN PERMISSION

HAUSMANN construction

48" x 48"

QUANTITY:

Main Entry Gate 4x4




48" x 48" QUANTITY:

Main Entry - Gate 1 4x4



48" x 48" QUANTITY:

Main Entry-Secondary Entry 4x4



48" x 48" QUANTITY:

Exit Right Arrow 4x4



48" x 48" QUANTITY:

Exit Left Arrow 4x4



48" x 48" QUANTITY:

Exit Up Arrow 4x4



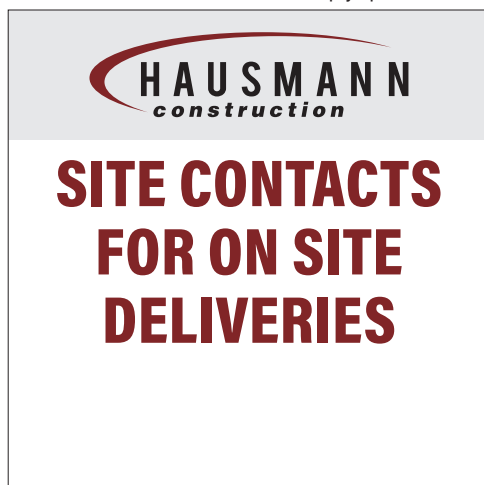
48" x 48" QUANTITY:

Site Contacts 4x4



48" x 48" QUANTITY:

Site Contacts for Onsite Deliveries + Empty Space 4x4



48" x 48" QUANTITY:

All Visitors Must Check In With Job Superintendent 4x4



INSERT NAME & NUMBER ABOVE QUANTITY:

Site Signs - 4' x 4' - PARKING

Construction Parking 4x4



48" x 48" QUANTITY:

Construction Entrance Only 4x4



48" x 48" QUANTITY:

No Construction Parking All Deliveries Must Contact Super with Number 4x4



48" x 48" QUANTITY:

No Construction Parking 4x4



48" x 48" QUANTITY:

No Construction Parking Deliveries Only 4x4



48" x 48" QUANTITY:

Construction Parking Only 4x4



48" x 48" QUANTITY:

Construction Traffic Entering and Exiting Ahead 4x4



48" x 48" QUANTITY:

No Construction Traffic Beyond This Point 4x4



48" x 48" QUANTITY:

Construction Traffic Only 4x4



48" x 48" QUANTITY:

Site Signs - 4' x 4'

Caution Overhead Work Proceed with Caution 4x4



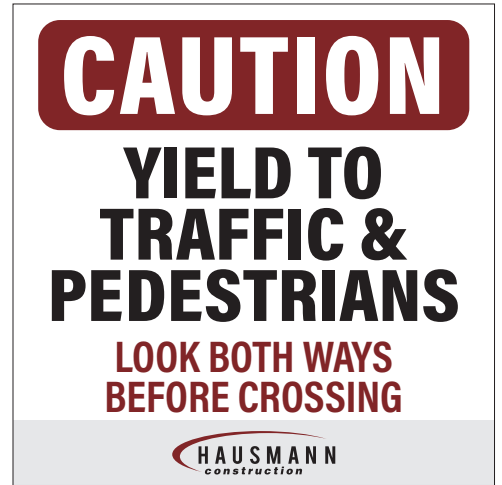
48" x 48" QUANTITY:

Caution Crane Overhead Work Proceed with Caution 4x4



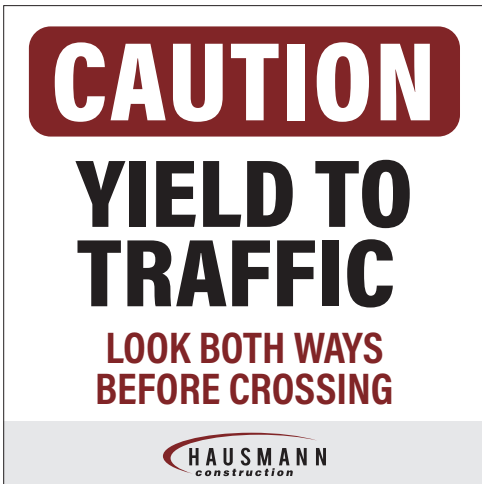
48" x 48" QUANTITY:

Caution Yield to Traffic and Pedestrians 4x4



48" x 48" QUANTITY:

Caution Yield to Traffic 4x4



48" x 48" QUANTITY:

Fire and Construction Access Road-with arrows 4x4



48" x 48" QUANTITY:

Fire and Emergency Services Access Road 4x4



48" x 48" QUANTITY:

No Emergency Access 4x4



48" x 48" QUANTITY:

Emergency Access Entrance 4x4



48" x 48" QUANTITY:

Emergency Vehicle Access Only 4x4



48" x 48" QUANTITY:



Site Signs - 4' x 4'

No Trucks or Heavy Equipment Beyond This Point 4x4



48" x 48"

QUANTITY:

All Construction Personnel Must Have a OneSource Badge Before Entering Site 4x4



48" x 48"

QUANTITY:

No Tobacco Products - All Visitors Must Check In 2x2



24" x 24" QUANTITY:

PPE Required For Entry with Icons 2x2



24" x 24" QUANTITY:

Visitors Must Report to Field Office 2x2



24" x 24" QUANTITY:

Safety Orientation Must Be Complete 2x2



24" x 24" QUANTITY:

Construction Delivery Entrance 2x2



24" x 24" QUANTITY:

Construction Entrance 2x2



24" x 24" QUANTITY:

No Construction Parking or Thru Traffic 2x2



24" x 24" QUANTITY:

No Construction Parking Violators Will Be Towed 2x2



24" x 24" QUANTITY:

No Parking Violators Will be Towed At Owners Expense 2x2



24" x 24" QUANTITY:

Hausmann Parking Only Violators Will Be Towed At Owners Expense 2x2



24" x 24" QUANTITY:

Main Construction Entrance 2x2



24" x 24" QUANTITY:

No Thru Traffic 2x2



24" x 24" QUANTITY:

Designated Access Only 2x2



24" x 24" QUANTITY:

No Construction Parking Allowed 2x2



24" x 24" QUANTITY:

Superintendent Parking Only 2x2



24" x 24" QUANTITY:

No Parking Bus Lane 2x2



24" x 24" QUANTITY:

Caution Yield to Pedestrians 2x2



24" x 24" QUANTITY:

Caution Trucks Entering and Exiting 2x2



24" x 24" QUANTITY:

Deliveries Only No Pedestrian Access 2x2



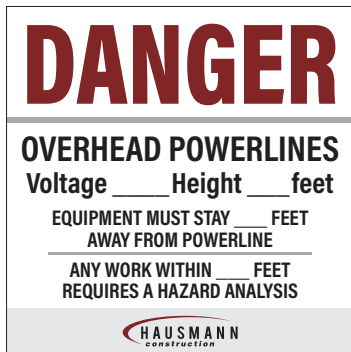
24" x 24" QUANTITY:

Delivery Entrance 2x2



24" x 24" QUANTITY:

Danger Overhead Powerlines 2x2



24" x 24" QUANTITY:

Danger Overhead Powerlines with Spanish 2x2



24" x 24" QUANTITY:

Danger Construction Area Keep Out 2x2



24" x 24" QUANTITY:

No Trespassing 2x2



24" x 24" QUANTITY:

Back Up Alarms Required On All Equipment 2x2



24" x 24" QUANTITY:

Stop Check for Traffic Before Exiting 2x2



24" x 24" QUANTITY:

Stop Look Before Exiting 2x2



24" x 24" QUANTITY:

Slow Blind Corner Proceed With Caution 2x2



24" x 24" QUANTITY:

Gate 1 - 2x2




24" x 24" QUANTITY:

Gate 2 - 2x2



24" x 24" QUANTITY:

Gate 3 - 2x2



24" x 24" QUANTITY:

Flagger Required to Exit Out of Gate 2x2



24" x 24" QUANTITY:

Site Signs - 2' x 2'

Do Not Park In Fire Lane 2x2



24" x 24" QUANTITY:

Do Not Park In Ambulance Lane 2x2



24" x 24" QUANTITY:

First Aid and Eye Wash Inside the Trailer 2x2



24" x 24" QUANTITY:

This is a Smoke Free & Tobacco Free Facility 2x2



24" x 24" QUANTITY:

Concrete Wash Out 2x2




24" x 24" QUANTITY:

Recycling 2x2



24" x 24" QUANTITY:

Metal 2x2



24" x 24" QUANTITY:

Trash 2x2



24" x 24" QUANTITY:

SWPPP 18x30

WARNING

BY ENTERING THIS SITE YOU AGREE TO COMPLY WITH THE **STORM WATER POLLUTION PREVENTION PLAN (SWPPP)**. SHOULD YOU VIOLATE THE SWPPP, YOU WILL BE RESPONSIBLE FOR POTENTIAL FINES, LEGAL FEES, AND ASSOCIATED COSTS DUE TO DAMAGES & NON-COMPLIANCE.

PROJECT NAME _____

PERMIT # _____

OWNER _____

SWPPP Management and Inspection Provider is:

To view the SWPPP and Permit Information call: 402-438-3230

18"x30" QUANTITY:

Look Up 18x36

LOOK UP

18"x36" QUANTITY:

Max Load 10x11

MAX LOAD CAPACITY	CAUTION 100 percent tie off required when gate is OPEN/REMOVED
CAUTION Stay out from underneath all loads being hoisted or suspended	NOTICE Platform must be inspected prior to start of shift Inspection checklist must be completed

11"x10" QUANTITY:

Construction Parking Only Tow Away Zone 18x18

CONSTRUCTION PARKING ONLY TOW AWAY ZONE

18"x18" QUANTITY:

Daily Check In at Field Office 18x18

DAILY CHECK-IN AT FIELD OFFICE

Construction Workers MUST:

- ✔ Complete Site Orientation
- ✔ Pass Daily COVID Screening
- ✔ Obtain Required Badge

FACE COVERINGS REQUIRED AT ALL TIMES

18"x18" QUANTITY:

All Construction Personnel Must Display Badge Beyond This Point 12x18

ALL CONSTRUCTION PERSONNEL MUST DISPLAY BADGE BEYOND THIS POINT

18"x12" QUANTITY:

Superintendent with Phone 24x18

SUPERINTENDENT
Name Here
###-###-####

24"x18" QUANTITY:

Parking Reserved for Construction Workers Only 12x18

PARKING RESERVED FOR CONSTRUCTION WORKERS ONLY

QUANTITY:
18"x12"

No Parking 24-7 Reserved for HC Violators Will Be Towed 12x18

NO PARKING 24/7 RESERVED FOR HAUSMANN CONSTRUCTION

ALL VIOLATORS WILL BE TOWED AT VEHICLE OWNER'S EXPENSE

QUANTITY:
18"x12"

SDS Located Inside Trailer 10x12

SDS LOCATED INSIDE TRAILER

QUANTITY:
10"x12"

FENCE ALUM 10" x 14"

DANGER

CONSTRUCTION AREA KEEP OUT

www.hausmann.com • 800-922-3457 • 5-0718

QUANTITY:



Site Signs - Various

Construction Entrance Right Arrow 3x2



36" x 24"

QUANTITY:

Construction Entrance Left Arrow 3x2



36" x 24"

QUANTITY:

Construction Entrance Ahead 3x2



36" x 24"

QUANTITY:

No Deliveries to This Entrance-Please Use 4x8



96" x 48"

QUANTITY:

Truck Entrance 4x8



96" x 48"

QUANTITY:



Windscreen

LOGO AND WEBSITE - 5' x 50'

HIGH-TRAFFIC AREAS



QUANTITY:

Approximate cost: \$450/panel

BLANK BLACK - 5' x 50'

LOW-TRAFFIC AREAS



QUANTITY:

Approximate cost: \$150/panel

FULL COLOR - 5' x 50'



QUANTITY:

Approximate cost: \$630/panel

CUSTOM WINDSCREEN

HIGH TRAFFIC/HIGH PROFILE PROJECTS



QUANTITY:

Cost varies on quantity, size and design

*All windscreen come with wind slits
All windscreen orders will need Project Executive approval
New orders may be substituted with windscreen already in stock*

2" x 1.25"



PROJECT NAME:

QUANTITY:

SPECIFIC COLORS:

OTHER CUSTOM SIGNS / NOTES:

INCLUDE SIZE, QUANTITY, WORDING AND SPECIFIC COLORS